






Canvas Quick Tip – How do I Get Rid of the Rocket Ships in the Gradebook?



A screenshot of a Canvas Gradebook column. The column contains a list of items, each with a rocket ship icon and a score. The items are: a rocket ship icon, a rocket ship icon, the number 10, the number 10, the number 10, a rocket ship icon, a rocket ship icon, a hyphen (-), a hyphen (-), a rocket ship icon, a hyphen (-), a rocket ship icon, a rocket ship icon, the number 10, and a rocket ship icon.



10
10
10


-
-

-


10


Why are there rocket ships in my Gradebook?

Recently, a faculty member asked this question so we are passing along the answer to others who might experience the same issue.

One feature in Canvas is that even after you've published a quiz and students have started taking it, you can change or delete questions and answers.

The drawback is that rocket ship images will appear in your Gradebook – these identify the exams taken by students prior to changes or deletions in the quiz.

So what do you do about them?

If you place your mouse over a cell in the Gradebook, there is a little diamond in the top right corner. Clicking that will open up a dialog box where you can manually update the grade.

Chapter Two Readings Assignment

Grade: out of 20

Update Grade



[More details in the SpeedGrader](#)

This method is quick, especially if you just have a few grades to change.

There is a more complicated process if you have a lot of grades to change – here is a site that explains it.

<https://elearning.ufl.edu/e-learning-tips/correcting-rocket-ships-in-the-gradebook.php>